



## **Columbia City Council Budget Workshop Agenda**

**Tuesday, April 21, 2026 at 1:00 PM**

City Hall • Mayor's Conference Room

1737 Main Street, 2nd Floor, Columbia, SC 29201

City Clerk's Office: (803)545-3045 or [cityclerk@columbiasc.gov](mailto:cityclerk@columbiasc.gov)

---

The Honorable Daniel J. Rickenmann, Mayor  
The Honorable Edward H. McDowell, Jr. • The Honorable William Brennan  
The Honorable Tina N. Herbert, Mayor Pro-Tempore • The Honorable Peter M. Brown  
The Honorable Tyler D. Bailey • The Honorable Sam P. Johnson

---

### **Call to Order**

### **Invocation**

### **Adoption of the Agenda**

### **City Council Discussion**

1. Fiscal Year 2026/2027 Budget Overview — Ms. Missy Caughman, Assistant City Manager for Strategic Initiatives & Innovation

*Special Revenues*

2. Columbia Water Update — Mr. Clint E. Shealy, P.E., Assistant City Manager / Columbia Water

### **Executive Session**

3. Discussion of matters relating to the proposed location, expansion, or provision of services encouraging location or expansion of industries or other businesses in the area served by the public body pursuant to S.C. Code §30-4-70(a)(5)

*Project Congaree*

4. Receipt of legal advice relating to a pending, threatened or potential claim pursuant to S.C. Code §30-4-70(a)(2)

*Nguyen v. City of Columbia*

### **Adjournment**



---

**Meeting Date:** April 21, 2026  
**Department:** Administration - Strategic Initiatives & Innovation  
**From:** Missy Caughman, Assistant City Manager

---

Fiscal Year 2026/2027 Budget Overview — Ms. Missy Caughman, Assistant City Manager for Strategic Initiatives & Innovation

*Special Revenues*

**Background Summary:**

**Attachments:**

1. FY 26-27 Council Budget Workshop Special Revenues 4-21-26



# City of Columbia FY 2026-2027 Proposed Budget

**April 21, 2026  
Budget Overview  
Special Revenues**



## **FY 2026/2027 Budget Workshop Discussion Topics**

- Budget Development Overview
- Budget Workshops & Timeline
- Special Revenues Estimates
  - Hospitality Tax (HTAX)
  - State Accommodations Tax (ATAX)
  - Local Accommodations Tax (TDF)
  - Liquor Permit Rebate (LR)

# What's Changing

**Capital Delivery to Operations:** shifting from project completion to ongoing operational & maintenance responsibilities

**Increased Service Demand:** Economic development & population growth leading to expansion and enhanced services

**Workforce Pressures:** Attracting, retaining, and supporting employees is a critical objective as demands grow and changes in organizational complexity occur

**Financial Transition:** Modest revenue growth and phasing out one-time funding sources are creating a more strategic approach to resource allocations

# Strategic Focus Areas

## ✦ From Completion to the Next Chapter

- ❖ Moving from project completion to long-term maintenance and activation
- ❖ Protecting prior investments by sustaining service delivery at a high level
- ❖ Addressing increased operational demands across departments

## ✦ Investing in Our Workforce

- ❖ Prioritizing competitive pay and modern classification systems
- ❖ Strengthening performance management to drive accountability and results
- ❖ Ensuring we attract, develop, and retain a high-performing workforce

## 🌍 Growth & Service Readiness

- ❖ Growth demands require a proactive approach to service delivery
- ❖ The need for departments to be properly staffed, equipped, and organized to successfully operate with increased demands

## 🌀 Together, We Are Columbia

- ❖ Success depends on collaboration and shared outcomes
- ❖ Budget development emphasizes cross-department coordination, reducing silo operations, and ensuring investments support citywide goals and long-term sustainability.



# Budget Workshops & Timeline

## April 21 Budget Workshop #1

- Budget Overview
- Special Revenues
- Columbia Water Review



## May 5 Budget Workshop #2

### General Fund

- Public Safety | Public Works | Parks & Recreation
- Workforce Investment



## May 19 Budget Workshop #3

### Enterprise Funds:

- Water & Sewer | Storm Water | Parking
- Capital Projects



## May 26 Budget Workshop #4

- Special Rev Committee Recommendations
- Presentations from Columbia Convention Center & Lake Murray Tourism

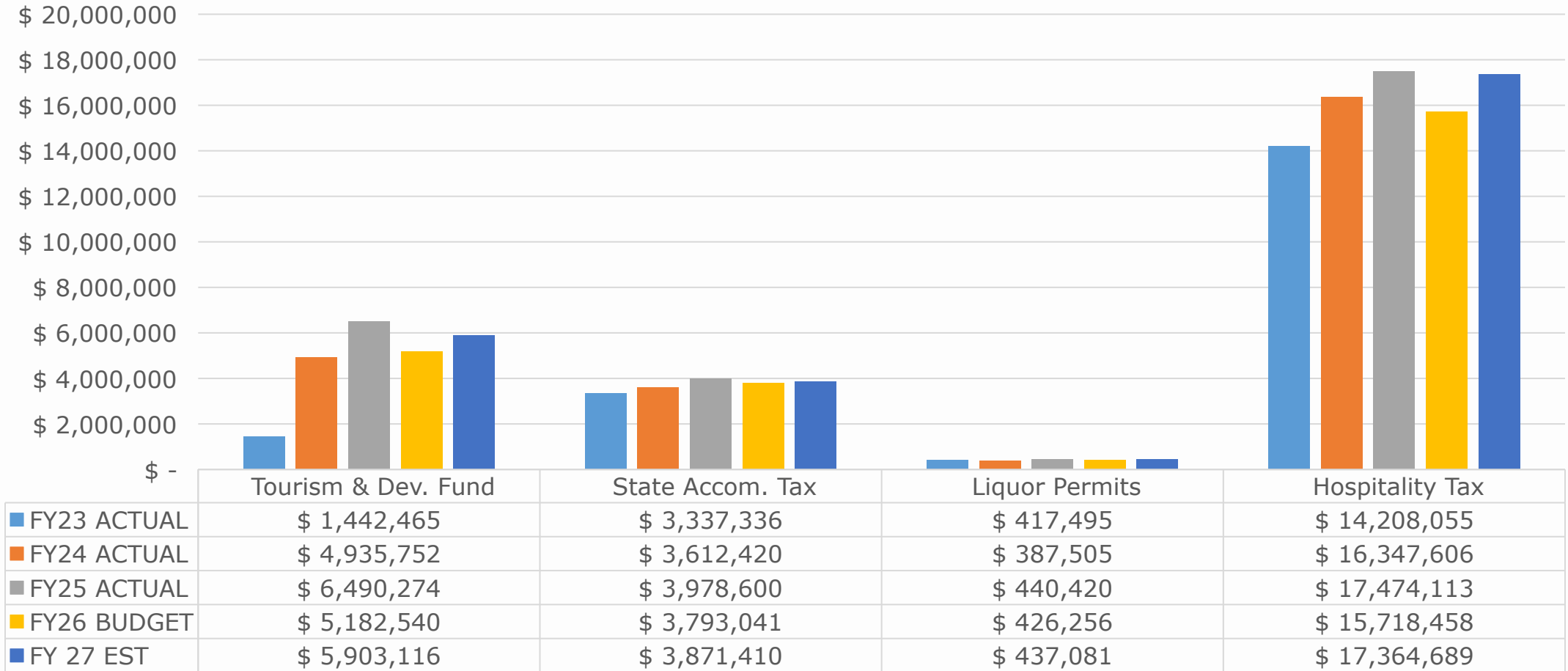


## June 9

Budget Public Hearing & First Reading

# FY 2026/2027 Special Revenues - Estimates By Fund

FY 2026/2027 SPECIAL REVENUES\*



\*Excludes use of Fund Balance, late fees, or interest earnings

# FY 2026/2027 Hospitality Tax – Estimate

		<b>ACTUAL FY 24-25</b>	<b>AMENDED FY 25/26</b>	<b>ESTIMATED FY 26/27</b>				
					<b>EXPENDITURES</b>			
					HOSPITALITY TAX COMMITTEE ALLOCATIONS	3,930,192	4,074,840	4,614,324
					PRIOR YEAR CARRYFORWARDS		270,285	
					LINE ITEM AGENCIES			TBD
					COLUMBIA MUSEUM OF ART	1,000,000	1,200,000	
					COLUMBIA MUSIC FESTIVAL ASSOC.	260,000	260,000	
					EdVENTURE	405,079	644,921	
					HISTORIC COLUMBIA FOUNDATION	775,000	800,000	
					HCF COLUMBIA 63 OUR STORY MATTERS	225,000	250,000	
					ONE COLUMBIA	100,000	112,500	
					<b>TOTAL LINE ITEM AGENCIES</b>	<b>2,765,079</b>	<b>3,267,421</b>	<b>TBD</b>
					allocations)			
					BLACK EXPO	30,000	80,000	
					CAROLINA MARATHON ASSOCIATION	7,000		
					CITY CENTER PARTNERSHIP	100,000	100,000	
					CONVENTION CENTER & VISITOR BUREAU		150,000	
					FIVE POINTS ASSOCIATION		150,000	
					IVY HERITAGE FOUNDATION		15,000	
					PARKS & RECREATION FOUNDATION	67,280	114,884	75,000
					COLUMBIA STREAMS ART	50,000	200,000	
					HISTORIC COLUMBIA - Community Engagement Center	-	125,000	
					BULL STREET FEST	-	50,000	
					KOGER CENTER FOR THE ARTS		20,000	
					SC HIGH SCHOOL FOOTBALL LEAGUE		25,000	
					SALLY R. BRASLEY FOUNDATION	-	30,000	30,000
					RIVER ALLIANCE	70,000	70,000	70,000
					SPORTS COUNCIL/KORN FERRY - PGA TOUR	-	250,000	
					TRUSTUS - CAPITAL PROJECT - 3-year commitment (FY 26, 27 & 28)	-	100,000	100,000
					<b>TOTAL OTHER ALLOCATIONS</b>	<b>324,280</b>	<b>1,479,884</b>	<b>275,000</b> (1)
					SPECIAL PROJECTS	99,141	839,022	- TBD
					<b>TRANSFERS OUT</b>			
					TO GEN. FUND	4,800,000	4,800,000	4,800,000
					TO DEBT SERVICE	2,538,613	2,087,379	2,092,191
					TO CAPITAL PROJECTS	2,225,000	1,275,000	
					<b>TOTAL TRANSFERS OUT</b>	<b>9,563,613</b>	<b>8,162,379</b>	<b>6,892,191</b> (1)
					<b>TOTAL EXPENDITURES &amp; TRANSFERS OUT</b>	<b>16,682,305</b>	<b>18,093,831</b>	<b>11,781,515</b> (6)
<b>REVENUES</b>								
HOSPITALITY TAX		17,474,113	15,718,458	17,364,689				
FINES & LATE FEES		119,343	40,000	40,000				
INTEREST		227,928	87,261	84,978				
<b>TOTAL REVENUES</b>		<b>17,821,384</b>	<b>15,845,719</b>	<b>17,489,667</b>				
<b>TRANSFERS IN &amp; OTHER FINANCING</b>								
FM FUND BALANCE		-	2,248,112					
<b>TOTAL REVENUE &amp; TRANSFERS IN</b>		<b>17,821,384</b>	<b>18,093,831</b>	<b>17,489,667</b>				

# FY 2026/2027 Hospitality Tax Estimate

## Projected Revenue

- \$17,364,689; Net Increase from Prior Year; \$1,643,948
- Use of fund balance not anticipated at this time (actual net decrease from previous year of \$604,164)

## • Key Considerations

- Revenue estimates are based on current year collections and prior year actuals
- May and June are big collection months

# Hospitality Tax Allocations

## Hospitality Tax Committee

- Committee reviews applications and makes recommendations of funding for organizations that apply through the annual grant program.

## Line Item Agencies

- Agencies with a fiduciary City relationship (e.g., facility ownership or fiduciary duty).
- Submits applications and follow guidelines
- Allocations set by City Council.

## City Council Allocations

- Direct allocations made by Council, including multiyear commitments. May overlap with Committee-funded organizations.

## Transfers Out

- General Fund for eligible activities
- Debt service on bonds for Hospitality Tax funded capital projects

# FY 2026/2027 Hospitality Tax Estimates

## Proposed Grant Program

### HTAX Grant Program

- Number of applications received: 70
- Amount requested: \$7.1M
- **Line-Item Agencies**
  - Total Requested \$3,235,000
    - Minimal increase over the current year of \$65,000 (2%)
- **Proposed Allocations**
  - Committee recommended allocation of \$4,614,324
    - Based on the increase in estimated growth in revenues
  - Line-item allocations are subject to City Council input and available funding

# FY 2026/2027 Hospitality Tax Proposed

## Expenditures continued

- **Transfer to General Fund \$4,800,000**
  - Same as the current year budget at this time
- **Debt Service: \$2,092,191**
  - Slight increase of \$4,812 based on existing debt service schedules
- **Other Requests**
  - Staff recommendations to various special initiatives are not reflected at this time

# FY 2026/2027 Accommodations Tax Projected (State Accommodations Tax)

	ACTUAL FY 24/25	ADOPTED FY 25/26	ESTIMATED FY 26/27
<u>REVENUES</u>			
ACCOMMODATIONS TAX	3,978,600	3,793,041	3,871,410
INTEREST EARNINGS	91,346	48,542	42,551
<b>TOTAL REVENUES</b>	<b>4,069,946</b>	<b>3,841,583</b>	<b>3,913,961</b>
<u>TRANSFERS IN</u>			
FM GENERAL FUND FROM FUND BALANCE	-	650,000	
<b>TOTAL REVENUE &amp; TRANSFERS IN</b>	<b>4,069,946</b>	<b>4,491,583</b>	<b>3,913,961</b>
<u>EXPENDITURES</u>			
ACCOMMODATIONS TAX ALLOCATIONS			
CONVENTION & VISITORS BUREAU	2,086,650	2,338,632	
LAKE MURRAY TOURISM	500,585	412,700	
COLA ADVERTISING & PROMOTION - 30% COMMITTEE ALLOCATIONS (60%/35%)	2,587,235	2,801,332	2,821,878
5% GENERAL PURPOSE COMMITTEE & OTHER EXPENSES	65,917	126,829	179,448
GENERAL ALLOCATIONS (5%)	138,162	15,000	15,000
<b>TOTAL EXPENDITURES</b>	<b>2,725,397</b>	<b>3,012,161</b>	<b>3,016,326</b>
<u>TRANSFERS OUT</u>			
TO GENERAL FUND	25,000	25,000	25,000
TO CAPITAL PROJECTS	156,637	600,000	
TO DEBT SERVICE	872,894	874,422	872,635
<b>TOTAL OTHER FUNDS</b>	<b>1,054,531</b>	<b>1,499,422</b>	<b>897,635</b>
<b>TOTAL EXPENDITURES &amp; TRANSFERS</b>	<b>3,779,928</b>	<b>4,511,583</b>	<b>3,913,961</b>

*State Accommodations Tax  
Proposed Allocations based on  
state law*

# FY 2026/2027 Accommodations Tax Estimates

- **Total Proposed revenues of \$3,913,961**
  - Increase of \$72,378; 1.9% over current year budget
- **Revenues are remitted by the State quarterly.**
  - Collections through December (2nd quarter) are in line with prior year collections

# FY 2026/2027 Accommodations Tax (ATAX) Estimates

- **Proposed allocations based on the breakdown of uses set by state law.**

- \$25,000 transfer to the General Fund

- 30% allocated for advertising and promotion of tourism

- 65% allocated for tourism related expenditures

- 5% for general purposes

- **Accommodations Tax Committee available for allocation \$2,821,878**

- State Law requires the Accommodations Tax Committee to make allocation recommendations to the City Council.

- ATAX Committee scheduled to meet in May.

- Fund balance will increase the amount available for allocation.

- **Debt service \$872,635**

- Based on the debt service payment schedule.

# FY 2026/2027 Tourism Development Fee (Local Accommodations Tax)

	ACTUAL FY 24/25	AMENDED FY 25/26	ESTIMATED FY 26/27
<b>REVENUE</b>			
Tourism Development Fee	6,490,274	5,182,540	5,903,116
Interest	193,998	90,296	94,709
<b>TOTAL REVENUE</b>	<b>6,684,272</b>	<b>5,272,836</b>	<b>5,997,825</b>
<b>TRANSFERS IN &amp; OTHER FINANCING</b>			
From Fund Balance	-	478,870	
<b>TOTAL REVENUE &amp; TRANSFERS IN</b>	<b>6,684,272</b>	<b>5,751,706</b>	<b>5,997,825</b>
<b>EXPENDITURES</b>			
Marketing & Promotions	338,264	200,000	TBD
Professional Services	11,520		
Convention Center Expenses	3,000,000	3,228,870	TBD
MBLG - River Alliance 3RVRS Branding Reserve/Allocations To Be Determined	2,643	87,000	87,000
<b>TOTAL EXPENDITURES</b>	<b>3,352,427</b>	<b>4,127,284</b>	<b>87,000</b>
<b>TRANSFERS AND OTHER USES</b>			
Debt Service	872,894	874,422	872,635
Transfer to General Fund		750,000	1,000,000
<b>TOTAL TRANSFERS OUT</b>	<b>872,894</b>	<b>1,624,422</b>	<b>1,872,635</b>
<b>TOTAL EXPENDITURES &amp; TRANSFERS OUT</b>	<b>4,225,321</b>	<b>5,751,706</b>	<b>1,959,635</b>

- TDF is a 3% percent fee imposed on hotels, motels, and other accommodations in the City for the purpose of increasing the attraction of and improving the services provided to tourists.
- Estimated budget of \$5,903,116 based on prior year actuals and current year collections
- Proposed Budget includes debt service of \$872,635
- Transfer to the General Fund proposed at \$1,000,000

# FY 2026/2027 Liquor Permit Rebate

Liquor Permit Rebates are funds collected from short-term alcohol permits issued for events.

FY 26/27 Estimated revenues of \$437,081

- Increase of \$10,825; 3% over current year budget

	ACTUAL FY 24/25	AMENDED BUDGET FY 25/26	ESTIMATED FY 26/27
<u>REVENUES</u>			
LIQUOR R REBATE	440,420	426,256	437,081
INTEREST INCOME	18,117	7,908	8,470
<b>TOTAL REVENUES</b>	<b>458,537</b>	<b>434,164</b>	<b>445,551</b>
<u>TRANSFERS IN</u>			
FM FUND BALANCE		100,000	-
<b>TOTAL REVENUE &amp; TRANSFERS IN</b>	<b>458,537</b>	<b>534,164</b>	<b>445,551</b>
<u>EXPENDITURES</u>			
COLUMBIA MUSIC FESTIVAL	100,000	-	
TOWN THEATRE	100,000	-	
MISC. EXPENSES	247	-	
RESERVE FOR FUTURE ALLOCATION	-	534,164	
<b>TOTAL EXPENDITURES</b>	<b>200,247</b>	<b>534,164</b>	
<u>TRANSFERS OUT</u>			
TO CAPITAL PROJECTS		-	
<b>TOTAL TRANSFERS OUT</b>	<b>0</b>		
<b>TOTAL EXPENDITUREES &amp; TRANSFERS OUT</b>	<b>200,247</b>	<b>534,164</b>	<b>-</b>

**THANK YOU!**



---

**Meeting Date:** April 21, 2026  
**Department:** Administration - Columbia Water  
**From:** Clint Shealy, Assistant City Manager

---

Columbia Water Update — Mr. Clint E. Shealy, P.E., Assistant City Manager /  
Columbia Water

**Background Summary:**

**Attachments:**

1. Columbia Water Update 041726



# Columbia Water Update 2026

Clint Shealy, Assistant City Manager – Columbia Water

April 21, 2026



# Overview & Agenda

- Columbia Water 2026 Priorities
- Operations Overview
- Wastewater Consent Decree Updates
- Capital Project and Canal Recovery Updates
- Rate Study Update - Utility Fee Revisions

- Draft Capital Improvement Program
- Stormwater Program Update and Highlights

April 2026  
Columbia Water Update



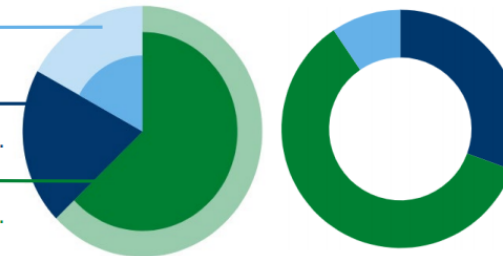
## At a Glance

FY 2025-2026 CITY COUNCIL APPROVALS VS. BUDGET

STORMWATER  
\$7.19M APPROVED VS.  
\$19.64M BUDGET

WATER  
\$23.19M APPROVED VS.  
\$20.6M BUDGET

WASTEWATER  
\$45.43M APPROVED VS.  
\$72.4M BUDGET



**\$75.80M**  
APPROVED YTD VS. \$112.64M BUDGET

FY 2025-2026 CITY COUNCIL APPROVALS

FY 2025-2026 TO-DATE\*

21 TOTAL WASTEWATER CIP PROJECTS  
\$45,427,139 TOTAL DOLLAR VALUE  
\$40,185,653 NEW CONSTRUCTION DOLLAR VALUE

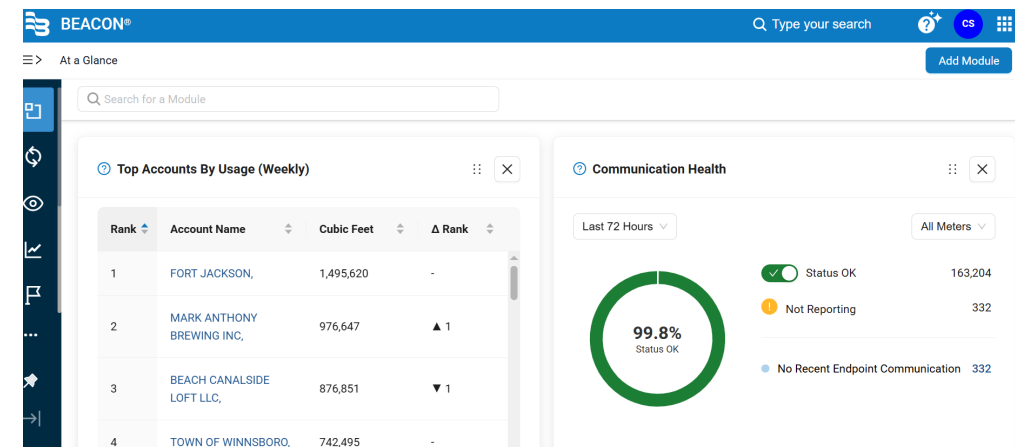
25 TOTAL WATER CIP PROJECTS  
\$23,189,567 TOTAL DOLLAR VALUE  
\$20,685,983 NEW CONSTRUCTION DOLLAR VALUE

10 TOTAL STORMWATER CIP PROJECTS  
\$7,185,834 TOTAL DOLLAR VALUE  
\$5,626,964 NEW CONSTRUCTION DOLLAR VALUE

\*Values through 3/31/2026 have been rounded to the nearest whole number.

# Columbia Water Priorities

- Regulatory Compliance
- Support Council and City Manager's Growth Initiatives
- Improvement in Customer Service and Response, Use of Technology
- Efficient Execution of Capital Projects
- Development of and Retention of Staff




# Water and Wastewater Operations

- Continued Reduction in Work Order Backlog for Water Distribution and WW Maintenance

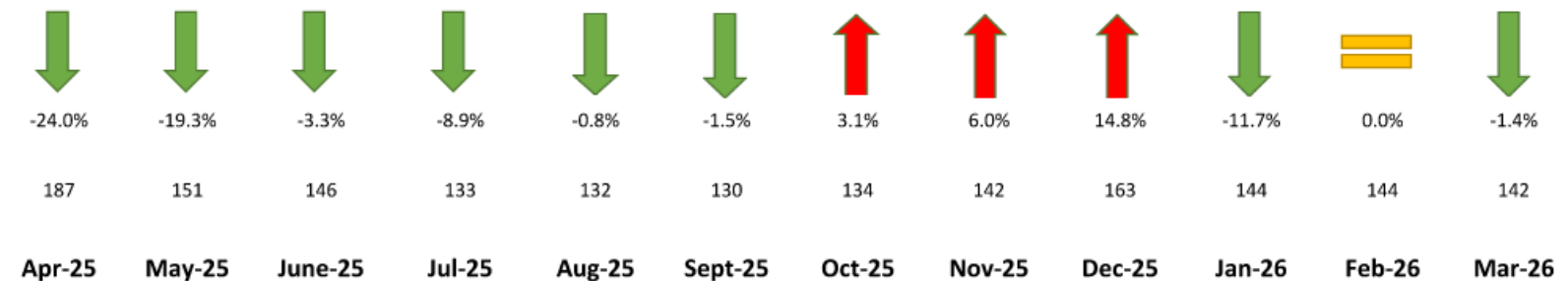
- 32% reduction in Water Work Order Backlog

- 24% reduction in WW Work Order Backlog

Water Distribution



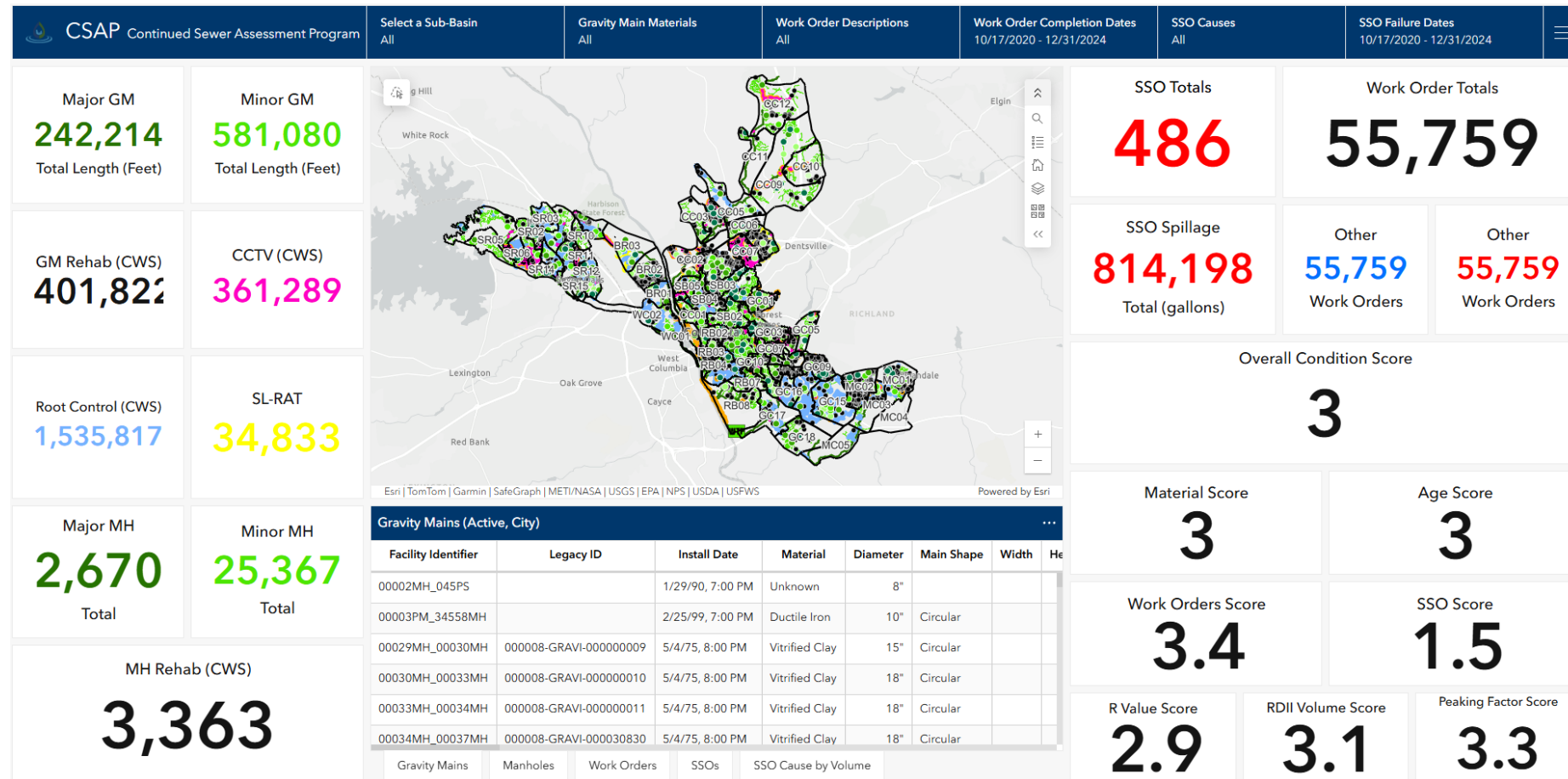
Wastewater Collection



# Water and Wastewater Operations

- GIS Dashboards

- Developed by Engineering GIS
- Used by Water Distribution and Wastewater Maintenance Divisions to track various metrics and KPIs



# Water and Wastewater Operations

- Use of Outside Contractors

- Seven IDC Contractors + One Fulltime Crew

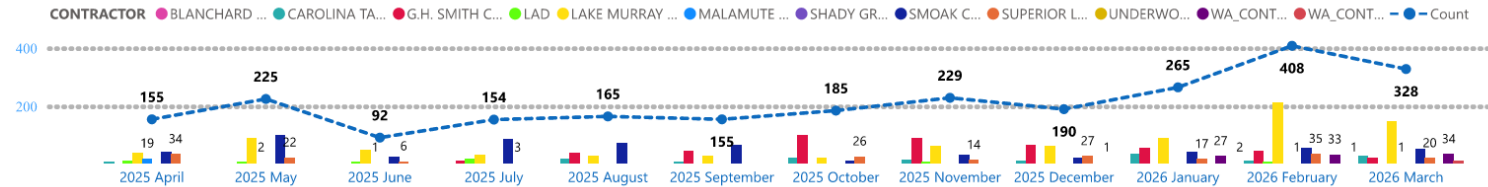
- Work includes:

- meter installs and replacements
- service line repairs
- hydrant replacements
- street and yard restorations

- Over 2,550 work orders completed over the last 12 months (55% increase from prior year)

## Water Contractor Overview

### Contractor Completions Trend



### Total Contractor Pending

Work Order	Count
WA_Meter Replace	53
WA_Hydrant Change Out	27
WA_Cut Restoration Prep	16
WA_Service Line Repair	15
WA_Main Line Repair	10
WA_Meter Install Tap	10
WA_Hydrant Repair	9
WA_Service Line Renew	9
WA_Yard Restoration	9
WA_Meter Install	3
WA_Hydrant Relocate	1
WA_Meter Relocate	1
<b>Total</b>	<b>163</b>

### Assigned to Contractor from Total

Contractor	Count
CAROLINA TAP & BORE	31
G.H. SMITH CONSTRUCTION, INC.	18
LAKE MURRAY UTILITIES	73
SMOAK CONSTRUCTION COMPANY, LLC	13
SUPERIOR LAND SERVICES	9
WA_CONTRACTOR, LMUCREW	13
WA_CONTRACTOR, LMUCREW2	5
<b>Total</b>	<b>164</b>

### Total Completed by Contractor

Work Order	Count	STATUS
WA_Cut Restoration Prep	1512	CLOSED
WA_Hydrant Change Out	415	CLOSED
WA_Hydrant Relocate	6	CLOSED
WA_Hydrant Repair	104	CLOSED
WA_Main Line Repair	412	CLOSED
WA_Meter Install	4556	CLOSED
WA_Meter Install Tap	362	CLOSED
WA_Meter Lid Replacement	8	CLOSED
WA_Meter Relocate	16	CLOSED
WA_Meter Removal	5	CLOSED
WA_Meter Repair	25	CLOSED
WA_Meter Replace	1063	CLOSED
WA_Meter Replace	11	COMPLETED
WA_Meter Replace Box	6	CLOSED
WA_Reinstall Removed Meter	4	CLOSED
WA_Service Line Relocate	1	CLOSED
WA_Service Line Renew	454	CLOSED
<b>Total</b>	<b>9649</b>	

# Wastewater Consent Decree Updates

- All required Consent Decree deliverables have been submitted (all on time)
  - 19 of 20 deliverables have been approved by EPA
- Consent Decree Amendment request has been accepted by EPA & USDOJ
  - Currently out for public comment until May 4, 2026
  - Extends the completion deadline for four individual capacity improvement projects until 2029

Consent Decree Deliverable	First Due Date	% Complete	Approved? (Y/N)
Sewer Mapping Program (SMP)	7/21/2014	100%	Y
CAP List (Checkbook)	8/21/2014	100%	Y
Maintenance Management System (MMS)	5/21/2015	100%	Y
Satellite Sewer System Agreement (SSSA)	5/21/2015	100%	Y
Transmission System Operations and Maintenance Program (TSOMP)	5/21/2015	100%	Y
Continuing Sewer Assessment Program (CSAP)	6/9/2015	100%	Y
Contingency and Emergency Response Program (CERP)	11/21/2015	100%	Y
Gravity Sewer System Operations and Maintenance Program (GSOMP)	11/21/2015	100%	Y
WWTP Operations Program	1/5/2016	100%	Y
WCTS Training Program	1/5/2016	100%	Y
Information Management System (IMS) Program	1/5/2016	100%	Y
Financial Analysis Program	1/5/2016	100%	Y
WWTP Training Program	5/21/2016	100%	Y
Infrastructure Rehabilitation Program (IRP)	11/23/2016	100%	Y
IR Report for the WCTS	11/23/2019	100%	Y
Supplemental Environmental Project (SEP) Implementation	5/21/2019	100%	Y
SEP – Quality Assurance Project Plan (QAPP)	7/21/2014	100%	Y
Sewer System Hydraulic Model Report	8/23/2020	100%	Y
Supplemental IR Report	11/23/2022	100%	Y
Capacity Assurance Program (CAP)	10/1/2024	100%	NO

# Wastewater Consent Decree Updates



## IRR GROUP 1

Deadline =  
3/18/2028

2 Projects

2 Complete




## IRR GROUP 2

Deadline =  
3/18/2030

3 Projects

2 Complete  
1 Design



## IRR GROUP 3

Deadline =  
3/18/2032

8 Projects

5 Complete  
3 Design



## SIRR

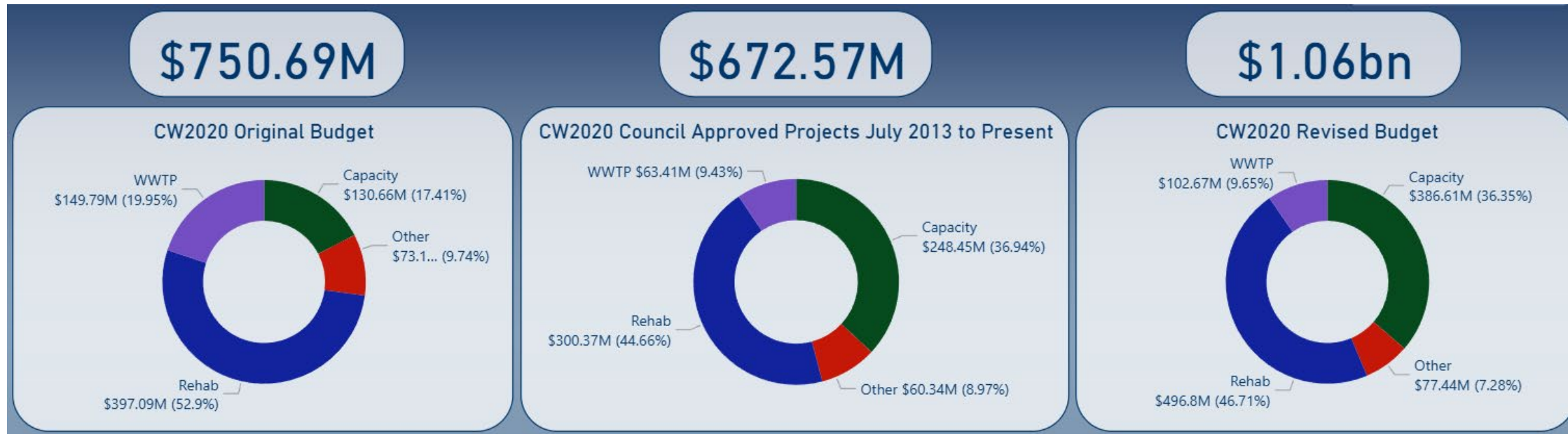
Deadline =  
3/18/2030

29 Projects

18 Complete  
7 Construction  
4 Design

# Wastewater Consent Decree Updates

- Significant progress continues to be made toward required wastewater infrastructure investments
  - Original \$750M estimate has increased due to increased periods of inflation and additional capacity needs throughout the system
  - Overall, Consent Decree-related Council approvals are estimated to be ~63% complete (\$62M increase since April 2025)



# Capital Projects – Metro WWTP

- **WWTP Improvements**

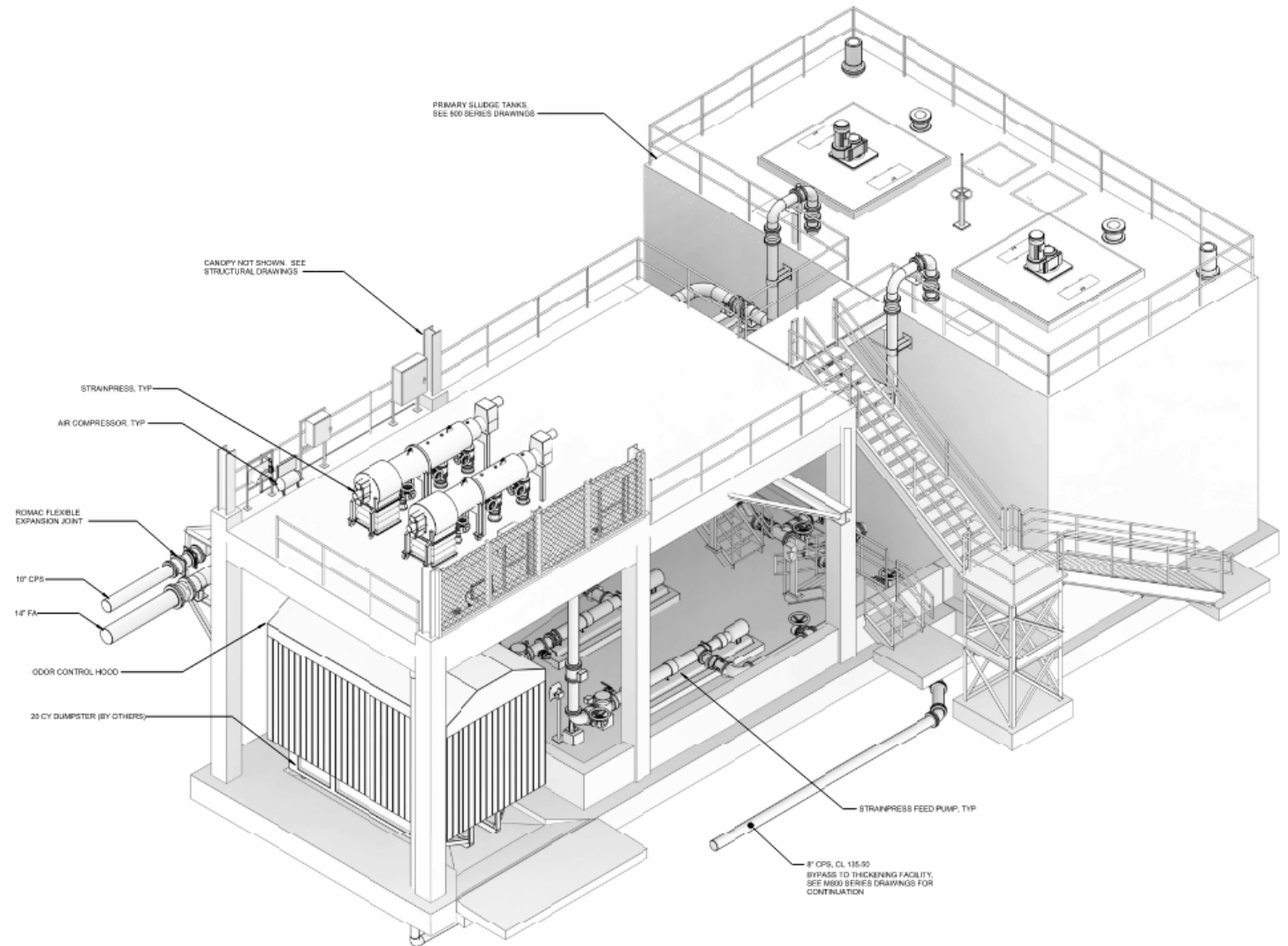
- **SS7639 Thickening Improvements**

- Bid Opening April 2026
    - Construction from Summer 2026 through Fall 2028

- **SS7623 Dewatering Rolloff Containers**

- **SS7624 Train 2 Chemical Feed**

- **SS7510 Emergency Generators**



# Capital Projects – WW Collection

- **Key Projects:**

- **SS7568 Saluda River Force Main Extension Phase 2**

- Pedestrian Bridge collaboration with City of West Columbia
- Consent Decree Modification project to be complete by 2029

- **SS733701 East Rocky Branch SS Phase 1**

- Rehab and capacity enhancing project
- Construction through USC campus from April 2026 until mid-2027



# Capital Projects – WW Collection

- **Key Projects:**

- **SS7560 Lower Crane Creek Equalization Storage Facility**

- 8 MG storage tank at the confluence of the Crane Creek and Smith Branch Sewer basins
- Will help reduce wet-weather SSOs in the Crane Creek basin
- Complete in summer 2026

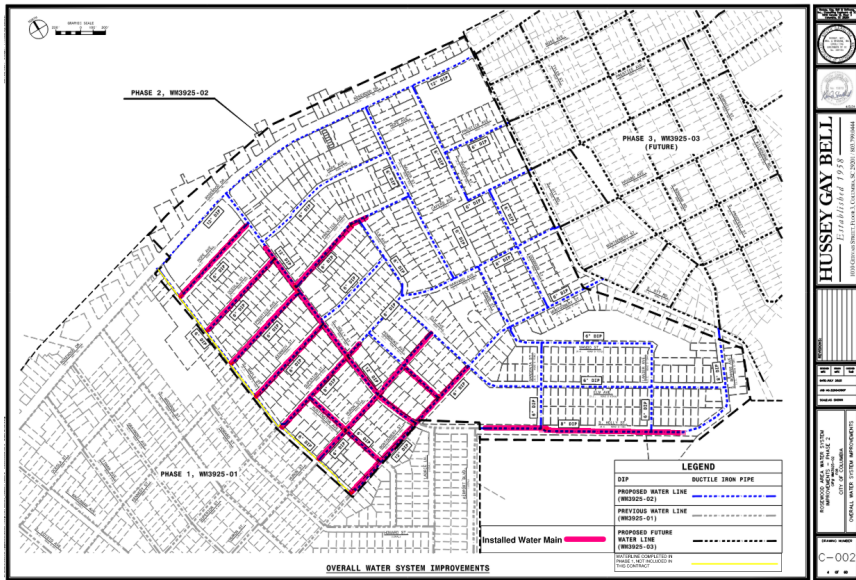
- **SS7562 Gills Creek Relief Sewer**

- Large capacity enhancing project near Bluff Rd, Shop Rd, and Beltline Blvd
- Consent Decree Modification project to be complete by 2029



# Capital Projects - Water System

- Rosewood Water Improvements
  - Phase 1 complete, over 700 customers with improved service
  - Phase 2 in construction



# Water System Project Updates

- **North Trenholm 16" Water Main Upgrade**
  - 3-mile installation from Forest to Decker completed late 2025
  - Transmission benefits throughout the eastern portion of our system
  - Worked with two simultaneous contractors for a rapid project delivery ahead of SCDOT paving



# Canal Progress Updates

- **Resilient Water Supply Project**
  - Currently under construction – approximately 40% complete
  - Estimated construction completion in summer 2027
  - BRIC Grant approval!
- **Headgates Replacement**
  - Contractor selection is complete pending Council approval of contract
  - Construction period estimated from May 2026 to August 2028



# Canal Progress Updates

- **Canal Embankment Recovery**
  - Final FERC approval pending (expected at any time)
  - Estimated bidding in summer 2026
  - Estimated construction completion in early 2029
- **Dominion Power Pole Relocation**
  - Complete with all power pole replacements



# Rate Study Results

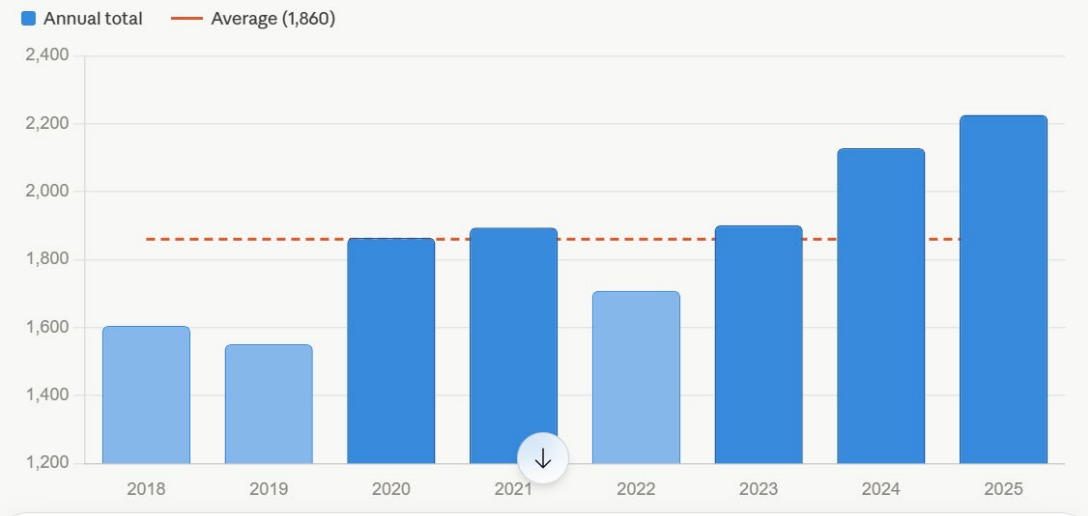
## Capital Improvement Program

FY 2027	\$93.0 m
FY 2028	\$100.0 m
FY 2029	\$110.0 m
FY 2030	\$120.0 m
FY 2031	\$120.0 m

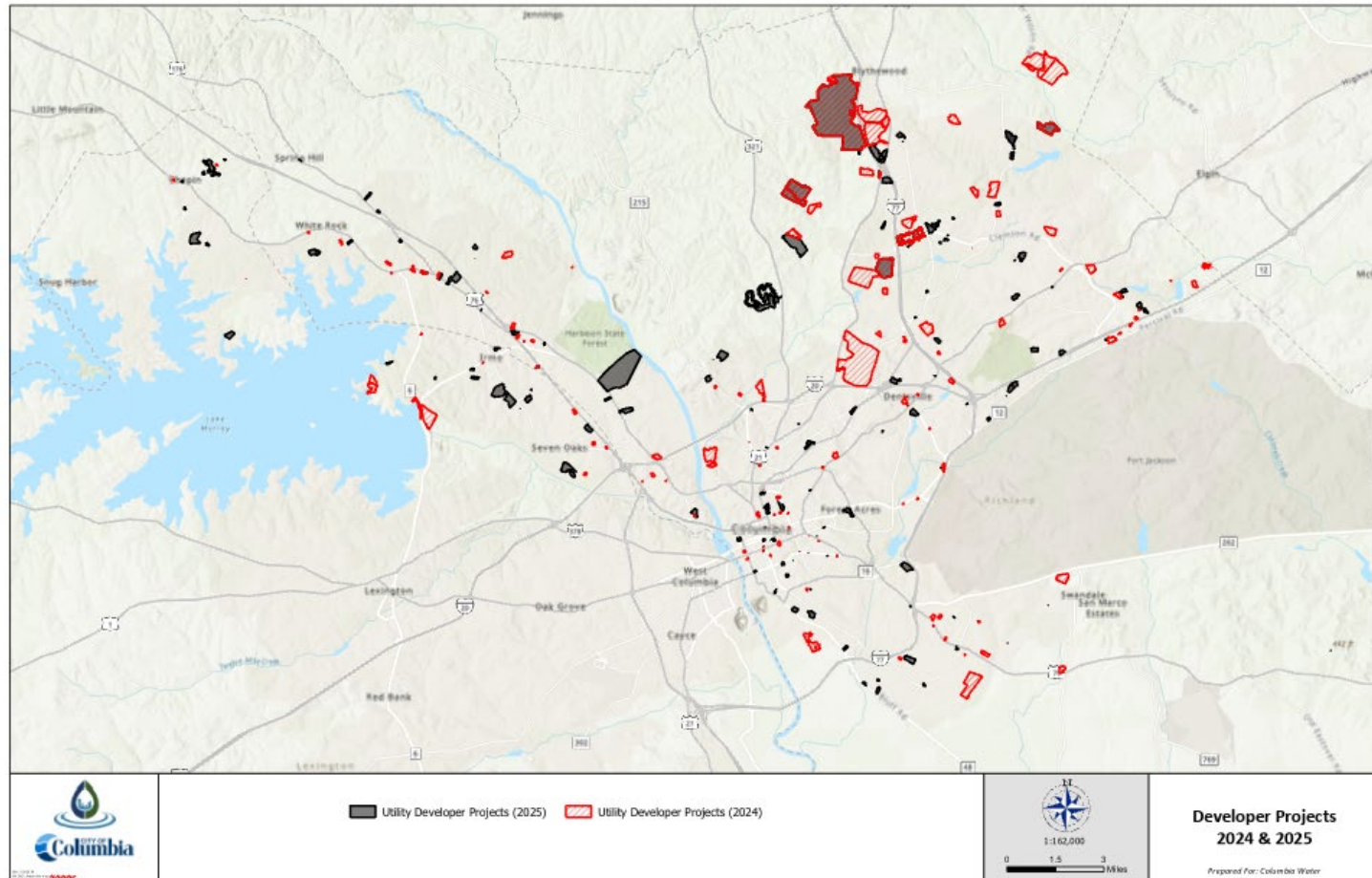
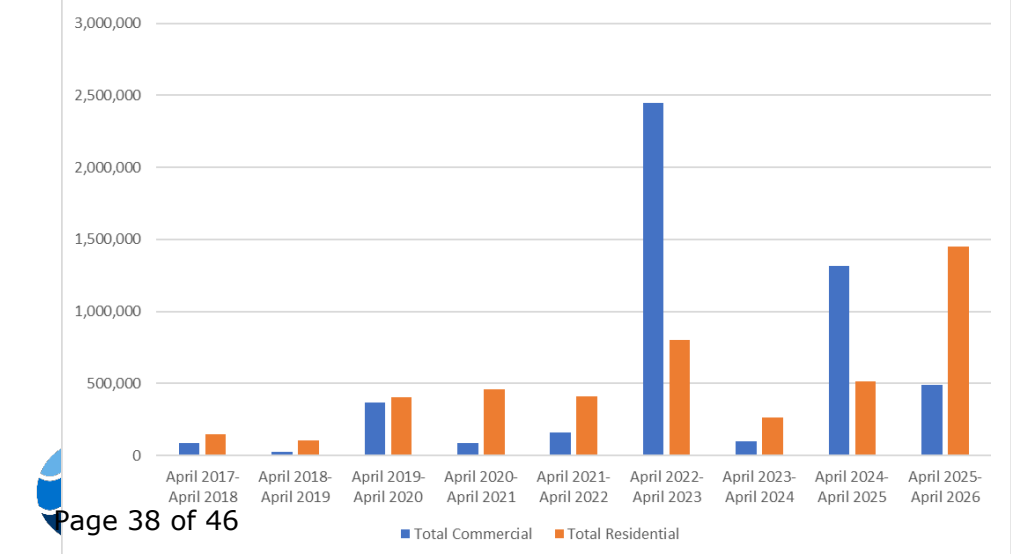
Line	Description	Projected						
		2027	2028	2029	2030	2031		
1	Water Service - Existing Rates	\$ 130,587	\$ 132,014	\$ 133,457	\$ 134,916	\$ 136,391		
2	Wastewater Service - Existing Rates	76,326	77,096	77,875	78,662	79,458		
3	<b>Total Service Revenue - Existing Rates</b>	<b>\$ 206,912</b>	<b>\$ 209,110</b>	<b>\$ 211,332</b>	<b>\$ 213,578</b>	<b>\$ 215,849</b>		
	<b>Additional Revenue Required:</b>							
		<u>Fiscal Year</u>	<u>% Increase</u>					
4		2027	5.00%	10,305	10,415	10,526	10,639	10,752
5		2028	5.00%		10,936	11,053	11,171	11,290
6		2029	5.00%			11,605	11,729	11,854
7		2030	5.00%				12,316	12,447
8		2031	5.00%					13,069
9	<b>Total Additional Revenue Required</b>	<b>\$ 10,305</b>	<b>\$ 21,351</b>	<b>\$ 33,184</b>	<b>\$ 45,854</b>	<b>\$ 59,412</b>		
10	<b>Other Revenue and Adjustments</b>	<b>\$ 20,272</b>	<b>\$ 18,949</b>	<b>\$ 21,805</b>	<b>\$ 22,060</b>	<b>\$ 22,326</b>		
11	<b>Total Revenues</b>	<b>\$ 237,490</b>	<b>\$ 249,411</b>	<b>\$ 266,321</b>	<b>\$ 281,492</b>	<b>\$ 297,588</b>		
12	<b>Operating Expense</b>	<b>\$ 126,674</b>	<b>\$ 131,619</b>	<b>\$ 136,756</b>	<b>\$ 142,094</b>	<b>\$ 147,641</b>		
13	<b>Net Revenues after Operations</b>	<b>\$ 110,815</b>	<b>\$ 117,792</b>	<b>\$ 129,564</b>	<b>\$ 139,398</b>	<b>\$ 149,947</b>		
14	Outstanding Debt Service	\$ 56,927	\$ 56,935	\$ 56,929	\$ 56,930	\$ 56,934		
15	Projected Future Debt Service	2,777	\$ 4,737	\$ 9,355	\$ 10,952	\$ 14,318		
16	<b>Total Debt Service</b>	<b>\$ 59,704</b>	<b>\$ 61,672</b>	<b>\$ 66,284</b>	<b>\$ 67,882</b>	<b>\$ 71,252</b>		
17	<b>Cash Funded CIP from Current Revenues</b>	<b>\$ 24,000</b>	<b>\$ 27,000</b>	<b>\$ 34,000</b>	<b>\$ 42,500</b>	<b>\$ 42,500</b>		
18	<b>Transfers and Other Expenditures</b>	<b>\$ 12,560</b>	<b>\$ 12,759</b>	<b>\$ 12,967</b>	<b>\$ 13,182</b>	<b>\$ 13,405</b>		
19	<b>Capital Outlay</b>	<b>\$ 4,535</b>	<b>\$ 4,717</b>	<b>\$ 4,905</b>	<b>\$ 5,102</b>	<b>\$ 5,306</b>		
20	<b>Annual Operating Balance</b>	<b>\$ 10,016</b>	<b>\$ 11,644</b>	<b>\$ 11,408</b>	<b>\$ 10,733</b>	<b>\$ 17,484</b>		
21	<b>Debt Service Coverage Ratio</b>	<b>1.86</b>	<b>1.91</b>	<b>1.95</b>	<b>2.05</b>	<b>2.10</b>		

# Development and Growth

## Water Meter Sales Trends



## Sewer CAP Requests



Developer Projects  
2024 & 2025

Prepared For: Columbia Water

# Utility Fee Revisions

- **Purpose and Rationale**
  - Columbia Water continually reviews practices to recover costs and improves efficiencies
  - Proposed adjustments shift costs to end users of specific services
  - Most adjustments reflect actual cost of materials + labor (20% overhead + 2 hrs city forces)
  - Proposals benchmarked against regional utilities to remain competitive

Water Meter  
Fees

Tap Fees, SCDOT  
Paving Reqs.

Special Services  
Engineering Fees

# Utility Fee Revisions

- **Water Meter Fees**

- **Fire Hydrant Meter Fee – increase from \$1000 to \$1500**

- Based on actual meter cost of \$1,247.83

- **Meter Replacement Fee**

- Increase from \$300 to \$420 for 5/8-inch meter
    - Increase to \$600 for 1-inch meter

- **Meter Curb Stop Replacement Fee – new fee of \$100 or \$150 based on size**

- **New Meter Fee increase for 10-inch meter from \$8279 to \$22,000**

- Based on actual meter cost of \$21,691.77

## **SCDOT Non-Standard Installation Restoration Costs**

A new SCDOT District 1 directive requires resurfacing larger areas for water/sewer taps on newly resurfaced roads. Estimated cost: ~\$10,000/lane/50 ft of mill & resurface. These costs will be passed through to customers.

# Utility Fee Revisions

- **Special Service / Engineering Fees**
  - **Fire Hydrant Flow Test** – increase from \$175 to \$250
  - **Fire Hydrant Replacement and Relocation Fee** – proposed fee of \$4100 to cover cost of hydrant (\$3040) and staff labor
  - **Sewer Capacity Review Fee** – proposed fee of \$60 for Consent Decree mandated review of flows greater than 4000 gallons per day
  - **New Development Pump Station Review Fee** - \$2500 to cover costs for review of wastewater pump station submittals



# Draft Capital Improvement Program FY27

- **Water + Wastewater Combined CIP Funding Request = \$93,000,000**

- **Key Water Projects:**

- **Water Quality Improvement Projects**

- Shandon/Devine St
- Forest Acres
- Broad River Rd

- **Water Treatment Plant Improvements**

- Canal WTP Filter Rehabilitation
- Lake Murray WTP Electrical Upgrades

- **Key Wastewater Projects:**

- Gills Creek Relief Sewer
- Major Pipe Geopolymer Rehabilitation
- Metro WWTP Thickening Improvements (FY26 project set to begin in summer 2027)



# Stormwater Program Update & Highlights

- Completed 880 construction site inspections in 2025
  - Issued 84 land disturbance permits in 2025
- Stormwater FY27 CIP Funding Request = \$11,000,000
  - Key Stormwater Projects:
    - Saluda Bypass (Five Points to Maxcy Gregg Park)
    - Culvert and Road Upgrade at Whaley & Main





# Columbia Water Update 2026

Clint Shealy, Assistant City Manager – Columbia Water

April 21, 2026





---

**Meeting Date:** April 21, 2026

**Department:** Office of the City Clerk

**From:**

---

Discussion of matters relating to the proposed location, expansion, or provision of services encouraging location or expansion of industries or other businesses in the area served by the public body pursuant to S.C. Code §30-4-70(a)(5)

*Project Congaree*

**Background Summary:**

**Attachments:**

None



---

**Meeting Date:** April 21, 2026

**Department:** Legal

**From:**

---

Receipt of legal advice relating to a pending, threatened or potential claim pursuant to S.C. Code §30-4-70(a)(2)

*Nguyen v. City of Columbia*

**Background Summary:**

**Attachments:**

None